

LOMANCO™ VENTS WHAT IS VENTILATION?

Ventilation is simply the process of supplying a continuous flow of air through the attic space. "Proper ventilation" consists of 50% intake, under the eaves, and 50% exhaust near or at the roof peak, at least 3 feet higher than the intake system.

WHY VENTILATE?

To fight your attic's fiercest enemies, heat and moisture, you must ventilate year round. Being the #1 enemy, moisture causes rot, mildew, mold, paint blisters and renders insulation ineffective. Heat in unventilated attics may cause temperatures to exceed 150 degrees causing damage to shingles, roof sheathing and radiate to the living area. Proper ventilation reduces energy bills, winter ice buildup and eliminates mold/mildew which can lead to major health problems. By ventilating, you are extending the life of other building components, shingles, insulation, etc.

LOMANCO IS YOUR BEST CHOICE

Lomanco is proud to have been manufacturing the industry's best ventilation products since 1946. Two factors have remained the same throughout the years; to provide maximum ventilation capacity balanced with superior weather protection. This is known as "The Lomanco Balance", and it is necessary for effective ventilation of homes everywhere. Our commitment to providing quality ventilation products, combined with our experienced personnel, are the reasons Lomanco is "The Best On The Roof".

LOMANCO VENTS PROTECT HOMES FROM HEAT AND MOISTURE

SELECTING EXHAUST VENTS


Lomanco provides three types of exhaust vents: static, wind driven and power. When installed in conjunction with the proper number and type of intake vents, any of these exhaust vents will do the job. It's just a matter of the most suitable choice for your home.

▶ **STATIC EXHAUST VENTS (ROOF LOUVERS)** — There are several Lomanco Roof Louver models available in aluminum, galvanized and plastic. The Lomanco Ventilation Guide will tell you the correct number of these vents.

▶ **WIND DRIVEN EXHAUST VENTS (TURBINES)** — Lomanco's turbine ventilators feature upper and lower ball-bearing construction for long life and NO maintenance. These turbines will turn in the slightest breeze. Both the 12" WhirlyBird™ and the 14" Big Whirly™ are unconditionally guaranteed.

▶ **RIDGELINE VENTS** — Lomanco's OmniRidge™ and Lo-OmniRoll™ RidgeLine vents are installed on the ridge of your roof. OmniRidge™ comes in 4 foot sections.

Lo-OmniRoll™ comes in a 30 foot roll.



▶ TRIANGULAR AND RECTANGULAR LOUVERS

— These louvers feature heavy duty, all aluminum construction, 8 x 8 perma-coated insect screens and a wide variety of sizes. These vents are built to ensure maximum air flow and weather protection.



▶ **POWER VENTS** — The Lomancool™ 2000 operates automatically by a thermostat. It can also be equipped with a humidistat which will automatically operate the vent in conditions of high attic humidity, regardless of temperature.



▶ **SOLAR POWERED VENTS** — The Omni Solar Vent™ is 40 Watts of Cool. Powered by the sun, Lomanco's Omni Solar Vent™ features the largest standard solar panel offered on solar attic vents.




Proven BEST PERFORMER for Attic Ventilation

SELECTING INTAKE VENTS

Lomanco intake vents are the perfect match for Lomanco exhaust vents. There are three types - one to match your needs perfectly.


▶ **UNDER EAVE CORNICE VENTS** — These vents are all aluminum with built-in perma-coated insect screens. Louvers are designed for maximum air flow.



▶ **STARTER VENTS** — This vent is a combination continuous soffit vent and drip-edge. It is perfect for homes with little or no roof overhang. When this type of vent is used, it is recommended that the vent be installed on the entire length of the soffits.



▶ **CONTINUOUS SOFFIT VENTS** — The ideal vent for homes with narrow overhangs. When used, these vents should be installed along the entire length of the soffit if possible.



If lanced or perforated soffit panels are required, those that provide maximum ventilation should be used. Vented panels should be used continuously around the soffit area. Panels with holes typically have more free area than panels that are lanced. Also, some lanced panels are often not lanced cleanly and can cause more resistance to air flow.

Did You Know?

All major shingle manufacturers void their warranties if their shingles are installed over improperly ventilated attics.

~~SHINGLE WARRANTY~~

SureStart protection does not extend to any shingles applied to insulated roof deck systems that are not ventilated between the insulation and the deck material upon which the shingles are attached.

GAF ELK (i) inadequate roof drainage or attic ventilation, or application of shingles directly to insulation or to an insulated deck unless prior written authorization is obtained in writing from the Company's Technical Services Manager. (Ventilation must meet FHA Minimum Property Standards.)

ATLAS ROOFING b. Damage to the products caused by inadequate attic/roof sheathing ventilation (Note: Ventilation must meet the FHA and HUD Minimum Property Standards or a minimum of one (1) square foot of net free attic vent area for every 150 feet of attic floor area; or one square foot per every 300 square feet, if vapor barrier is installed on the warm side of the ceiling, or at least one half the ventilation area is provided near the ridge.

OWENS CORNING 3) Damage to the Shingles caused by inadequate attic ventilation or roof drainage. Ventilation must meet FHA Minimum Property Standards.

TAMKO BUILDING PRODUCTS Exclusions from Coverage: Tamko shall not be liable for: - 1. Faulty or improper application of the shingles, inadequate ventilation of the shingles or shingles not installed of applied in accordance with TAMKO written instructions to the installer on the packaging.

Warranty Requirements — Shingle Warranties base their requirements on the FHA Minimum Property Standards or the U.B.C. (Universal Building Codes). Both call for: A. One square foot of ventilation for every 300 square feet of attic space. B. One half of the vent area should be intake, and the other half should be exhaust.

Find us on **Facebook**

Follow us on **Twitter**

800.643.5596 • Lomanco, Inc. • www.lomanco.com

Distributed by Ryan Insulation